

QMCPy Quasi-Monte Carlo Software

Aleksei G. Sorokin¹, Sou-Cheng T. Choi^{1,2}, Fred J. Hickernell¹,
Mike McCourt³, Jagadeeswaran Rathinavel⁴

¹Illinois Institute of Technology (IIT), Department of Applied Mathematics

²Kamakura Corporation

³SigOpt, an Intel company

⁴Wi-Tronix LLC

April 24, 2021

Rewrite an Integral as an Expectation

Applications in applied statistics, finance, computer graphics, ...

$$\mu = \int_{\mathcal{T}} g(\mathbf{t}) \lambda(\mathbf{t}) d\mathbf{t} = \int_{[0,1]^d} g(\Psi(\mathbf{x})) \lambda(\Psi(\mathbf{x})) |\Psi'(\mathbf{x})| d\mathbf{x} = \int_{[0,1]^d} f(\mathbf{x}) d\mathbf{x} = \mathbb{E}[f(\mathbf{X})]$$

$\mathbf{X} \sim \mathcal{U}[0,1]^d$

Original Integrand $g : \mathcal{T} \rightarrow \mathbb{R}$

True Measure $\lambda : \mathcal{T} \rightarrow \mathbb{R}^+$ e.g. probability density or 1 for Lebesgue measure

Transformation $\Psi : [0,1]^d \rightarrow \mathcal{T}$ with Jacobian $|\Psi'(\mathbf{x})|$

Transformed Integrand $f : [0,1]^d \rightarrow \mathbb{R}$

QMCPy automatically approximates integrals

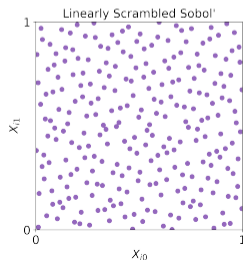
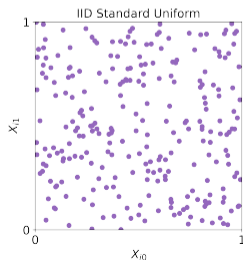
Approximate the Integral by Sampling Well

$$\text{sample mean} = \hat{\mu}_n = \frac{1}{n} \sum_{i=1}^n f(\mathbf{x}_i) \approx \int_{[0,1]^d} f(\mathbf{x}) d\mathbf{x} = \mu = \text{mean}$$

Discrete Distribution: $\mathbf{x}_1, \mathbf{x}_2, \dots, \mathbf{x}_n \sim \mathcal{U}[0, 1]^d$

Monte Carlo: $\{\mathbf{x}_i\}_{i=1}^n$ IID (Independent Identically Distributed)

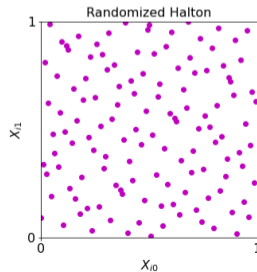
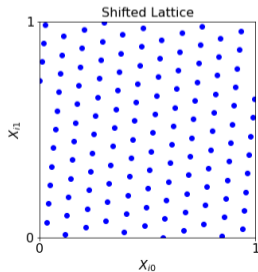
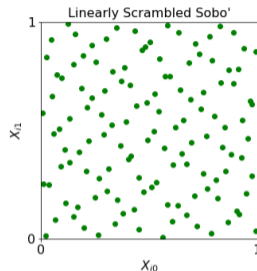
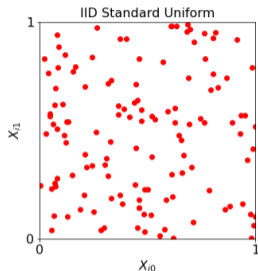
Quasi-Monte Carlo: $\{\mathbf{x}_i\}_{i=1}^n$ LD (Low-Discrepancy)



Discrete Distribution Samplers: Generate sampling locations

Sobol' Example

```
>>> import qmcpy as qp
>>> sobol = qp.Sobol(2)
>>> sobol.gen_samples(2**3)
array([[0.387, 0.146],
       [0.552, 0.506],
       [0.169, 0.901],
       [0.771, 0.258],
       [0.303, 0.724],
       [0.639, 0.116],
       [0.023, 0.48 ],
       [0.922, 0.867]])
```

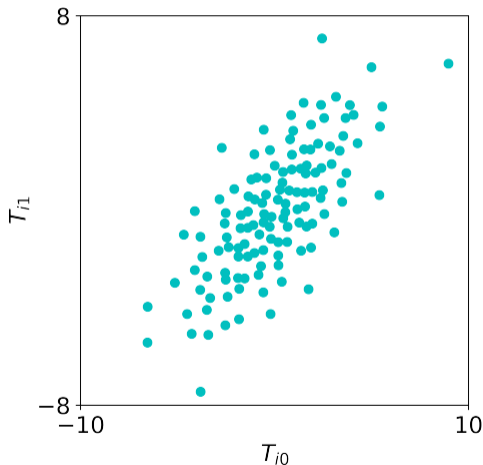


True Measure Transforms: Apply change of variables

Gaussian Example

$$\Psi(\mathbf{X}) = \mathbf{a} + \mathbf{A}\Phi^{-1}(\mathbf{X}) \sim \mathcal{N}(\mathbf{a}, \Sigma = \mathbf{A}\mathbf{A}^T)$$

```
>>> gauss = qp.Gaussian(sobol,  
...     mean = [0,0],  
...     covariance = [[7,5],  
...                  [5,7]])  
>>> gauss.gen_samples(2**2)  
array([[ 0.352, -1.754],  
       [ 0.302,  0.333],  
       [-3.633, -1.054],  
       [ 2.462,  1.166]])
```



Integrand Examples: Define the original integrand

Keister Example [1]

$$\begin{aligned}\mu &= \int_{\mathbb{R}^d} \cos(\|\mathbf{t}\|) \exp(-\|\mathbf{t}\|^2) d\mathbf{t} \\ &= \int_{\mathbb{R}^d} \underbrace{\pi^{d/2} \cos(\|\mathbf{t}\|)}_{g(\mathbf{t})} \underbrace{\mathcal{N}(\mathbf{t}|\mathbf{0}, 1/2)}_{\lambda(\mathbf{t})} d\mathbf{t} \\ &= \int_{[0,1]^d} \pi^{d/2} \cos(\|\Psi(\mathbf{x})\|) d\mathbf{x} \\ &= \int_{[0,1]^d} \underbrace{g(\Psi(\mathbf{x}))}_{f(\mathbf{x})} d\mathbf{x}\end{aligned}$$

```
>>> from numpy import sqrt, pi, cos
>>> def my_keister(t):
...     d = t.shape[1]
...     norm = sqrt((t**2).sum(1))
...     k = pi**(d/2)*cos(norm)
...     return k
>>> sob5 = qp.Sobol(5)
>>> gauss_sob = qp.Gaussian(sob5,
...     mean = 0, covariance = 1/2)
>>> keister = qp.CustomFun(
...     true_measure = gauss_sob,
...     g = my_keister)
>>> x = sob5.gen_samples(2**20)
>>> y = keister.f(x)
>>> mu_hat = y.mean()
>>> mu_hat
1.1353362571289711
```

Stopping Criterion: Determine n so $|\mu - \hat{\mu}_n| < \epsilon$

Samples n required for

Monte Carlo: $\mathcal{O}(\epsilon^{-2})$

Quasi-Monte Carlo: $\mathcal{O}(\epsilon^{-1})$

QMC is significantly more efficient!

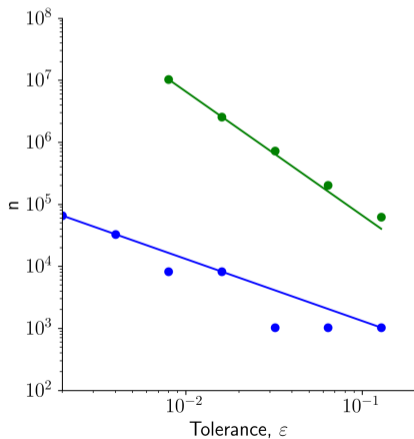
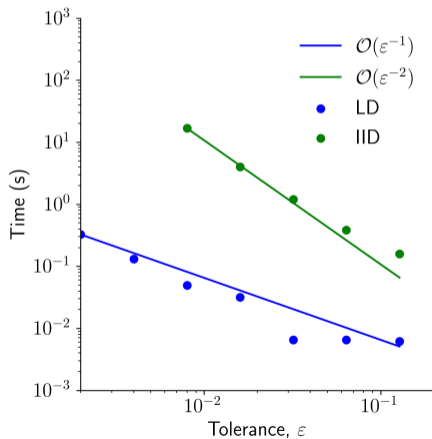
Sobol' Cubature Example [2]

```
>>> sc = qp.CubQMCSobolG(
...     integrand = keister,
...     abs_tol = 1e-4)
>>> sol,data = sc.integrate()
```

```
>>> data
Solution: 1.1353
CustomFun (Integrand)
Sobol (DiscreteDistribution)
    d                5
    mimics           StdUniform
Gaussian (TrueMeasure)
    mean             0
    covariance       2^(-1)
CubQMCSobolG (StoppingCriterion)
    abs_tol          1.00e-04
    rel_tol           0
LDTransformData (AccumulateData)
    n_total          2^(20)
    solution          1.135
    error_bound       9.89e-05
    time_integrate    1.219
```

QMC Beats MC

Standard Keister Integrand in 5 Dimensions



QMCPy Resources

- PyPI: pypi.org/project/qmcpy/
- GitHub: github.com/QMCSsoftware/QMCSsoftware
- Documentation: qmcpy.readthedocs.io
- Blogs: qmcpy.org
- MCQMC2020 Tutorial
 - Slides: qmcpy.org/mcqmc-2020-tutorial/
 - Notebook: tinyurl.com/QMCPyTutorial
 - "Quasi-Monte Carlo Software" Article [3]



References

1. Keister, B. D. Multidimensional Quadrature Algorithms. *Computers in Physics* **10**, 119–122 (1996).
2. Hickernell, F. J. & Jiménez Rugama, L. A. *Reliable Adaptive Cubature Using Digital Sequences*. 2014. arXiv: [1410.8615](https://arxiv.org/abs/1410.8615) [math.NA].
3. Choi, S.-C. T., Hickernell, F. J., Jagadeeswaran, R., McCourt, M. J. & Sorokin, A. G. *Quasi-Monte Carlo Software*. 2021. arXiv: [2102.07833](https://arxiv.org/abs/2102.07833) [cs.MS].